

**East Windsor  
Public Schools**

**Student Mobility Briefing**

**East Windsor Board of Education**

Timothy S. Howes  
Superintendent of Schools  
October 14, 2009

70 South Main St.  
East Windsor, CT 06088

# **East Windsor Public Schools**

## **Student Mobility Briefing**

The following information shows the exit disposition and trends of students in the East Windsor School District, by category and by school. Data in this report covers the period from June 22, 2009, to October 8, 2009. The report is organized in the following manner:

- Districtwide Student Dispositions – this section covers the exit status of all students within the district during the stated time period.
- Broad Brook Elementary School Student Dispositions – this section covers all Broad Brook students during the stated time period.
- East Windsor Middle School Student Dispositions – this section covers all middle school students during the stated time period.
- East Windsor High School Student Dispositions – this section covers all high school students during the stated time period.
- Districtwide New Student Enrollments – this section covers all newly enrolled students within the district during the stated time period.
- Broad Brook Elementary School New Student Enrollments – this section covers all newly enrolled students at the Broad Brook School.
- East Windsor Middle School New Student Enrollments – this section covers all newly enrolled students at East Windsor Middle School.
- East Windsor High School New Student Enrollments – this section covers all newly enrolled students at East Windsor High School.
- Statement of Net Gains/Losses in Enrollment – this chart shows the gains and losses in each category and as a whole, and the net results thereof, by school and by district.
- Districtwide Enrollment and Withdrawals by Category – this graph shows the net difference in enrollment and withdrawals for each enrollment/disposition category.
- Disposition Charts – these pie charts show to where students exited, by category.
- Entrance Charts – these pie charts show from where students entered, by category.

## Districtwide Student Dispositions

The table below shows where exited students are continuing their education, by category and by school. For individual school information, please read through to the tables following this entry.

<b>Public School Systems – In State</b>	
Berlin Public Schools	1
Bloomfield Public Schools	1
Bristol Public Schools	3
Clinton Public Schools	1
East Granby Public Schools	1
East Hampton Public Schools	1
East Hartford Public Schools	4
Ellington Public Schools	7
Enfield Public Schools	9
Farmington Public Schools	1
Glastonbury Public Schools	1
Hartford Public Schools	10
Manchester Public Schools	1
Middletown Public Schools	1
New Britain Public Schools	2
New London Public Schools	1
Norwalk Public Schools	1
Somers Public Schools	2
South Windsor Public Schools	2
Stafford Public Schools	4
Suffield Public Schools	1
Vernon Public Schools	4
Wallingford Public Schools	3
West Hartford Public Schools	4
Windsor Public Schools	6
Windsor Locks Public Schools	3
<i>Total, Public School Systems – In State</i>	<b>75</b>
<b>Public School Systems – Out of State</b>	
Florida	3
Georgia	1
New Hampshire	3
New Jersey	3
Massachusetts	9
Virginia	1
<i>Total, Public School Systems – Out of State</i>	<b>20</b>

<b>International Students</b>	
India	2
<i>Total, International Students</i>	<b>2</b>
<b>Magnet Schools</b>	
Classical Magnet School	1
CREC Public Safety Academy	2
Hartford Magnet Middle School	1
Metropolitan Learning Center	17
Pathways to Technology	1
Simpson Waverly Classical Magnet	2
<i>Total, Magnet Schools</i>	<b>24</b>
<b>Private Schools</b>	
East Catholic High School	5
Loomis Chaffee	2
The Pomfret School	1
St. Bridget School	1
St. Timothy's Middle School	1
<i>Total, Private Schools</i>	<b>10</b>
<b>Technical Schools</b>	
Howell Cheney Tech	1
Windham Tech	1
<i>Total, Technical Schools</i>	<b>2</b>
<b>Other</b>	
Adult Education	2
Discontinued Schooling	1
Homeschooling	2
Manchester Regional Academy	1
Unified District #1	1
<i>Total, Other</i>	<b>7</b>
<b><i>Total, All Categories</i></b>	<b>140</b>

## Broad Brook Elementary School Student Dispositions

The following students have exited the Broad Brook Elementary school and are now attending schools in the districts indicated.

<b>Public School Systems – In State</b>	
East Granby Public Schools	1
East Hartford Public Schools	2
Ellington Public Schools	2
Enfield Public Schools	3
Glastonbury Public Schools	1
Hartford Public Schools	2
Manchester Public Schools	1
New Haven Public Schools	1
Somers Public Schools	1
South Windsor Public Schools	2
Stafford Public Schools	2
Vernon Public Schools	2
Wallingford Public Schools	1
West Hartford Public Schools	2
Windsor Public Schools	1
Windsor Locks Public Schools	1
<i>Total, Public School Systems – In State</i>	<b>25</b>
<b>Public School Systems – Out of State</b>	
Unknown, FL	1
Norwood, MA	2
Springfield, MA	1
Williamsburg, MA	1
Lancaster, NH	1
East Newark, NJ	2
Edison, NJ	1
Falls Church, VA	1
<i>Total, Public School Systems – Out of State</i>	<b>10</b>
<b>School Systems – Out of Country</b>	
India	2
<i>Total, School Systems – Out of Country</i>	<b>2</b>
<b>Magnet Schools</b>	
Simpson Waverly Classical Magnet School	2
<i>Total, Magnet Schools</i>	<b>2</b>
<b>Private Schools</b>	
St. Bridget School	1
<i>Total, Private Schools</i>	<b>1</b>
<b><i>Total, All Categories</i></b>	<b>40</b>

## East Windsor Middle School Student Dispositions

The following students have exited the East Windsor Middle School and are now attending schools in the districts indicated.

<b>Public School Systems – In State</b>	
Berlin Public Schools	1
Bristol Public Schools	2
East Hampton Public Schools	1
Ellington Public Schools	5
Enfield Public Schools	2
Hartford Public Schools	5
Middletown Public Schools	1
New Britain Public Schools	1
Somers Public Schools	1
Stafford Public Schools	2
Suffield Public Schools	1
Vernon Public Schools	1
Wallingford Public Schools	2
West Hartford Public Schools	1
Windsor Public Schools	3
Windsor Locks Public Schools	1
<i>Total, Public School Systems – In State</i>	<b>30</b>
<b>Public School Systems – Out of State</b>	
Unknown, FL	1
Lancaster, NH	2
Southbridge, MA	2
<i>Total, Public School Systems – Out of State</i>	<b>5</b>
<b>Magnet Schools</b>	
Classical Magnet School	1
CREC Public Safety Academy	2
Hartford Magnet Middle School	1
Metropolitan Learning Center	16
<i>Total, Magnet Schools</i>	<b>20</b>
<b>Private Schools</b>	
St. Timothy's Middle School	1
<i>Total, Private Schools</i>	<b>1</b>
<b>Other</b>	
Homeschooling	1
<i>Total, Other</i>	<b>1</b>
<b><i>Total, All Categories</i></b>	<b>57</b>

## East Windsor High School Student Dispositions

The following students have exited East Windsor High School and are attending schools in the districts indicated.

<b>Public School Systems – In State</b>	
Bloomfield Public Schools	1
Bristol Public Schools	1
Clinton Public Schools	1
East Hartford Public Schools	1
Enfield Public Schools	4
Farmington Public Schools	1
Hartford Public Schools	3
New Britain Public Schools	1
New London Public Schools	1
Norwalk Public Schools	1
Rockville Vernon Public Schools	1
West Hartford Public Schools	1
Windsor Public Schools	2
Windsor Locks Public Schools	1
<i>Total, Public School Systems – In State</i>	<b>20</b>
<b>Public School Systems – Out of State</b>	
Miami, FL	1
Henry Co., GA	1
Springfield, MA	2
Southbridge, MA	1
<i>Total, Public School Systems – Out of State</i>	<b>5</b>
<b>Magnet Schools</b>	
Pathways to Technology	1
Metropolitan Learning Center	1
<i>Total, Magnet Schools</i>	<b>2</b>
<b>Private Schools</b>	
East Catholic	5
Loomis Chaffee	1
The Pomfret School	1
<i>Total, Private Schools</i>	<b>8</b>
<b>Technical Schools</b>	
Howell Cheney Tech	1
Windham Tech	1
<i>Total, Technical Schools</i>	<b>2</b>
<b>Other</b>	
Adult Education	2
Discontinued Schooling	1
Homeschooling	1
Manchester Regional Academy	1
Unified District #1	1
<i>Total, Other</i>	<b>6</b>
<b><i>Total, All Categories</i></b>	<b>43</b>

## Districtwide Student Enrollments

<b>Public School Systems – In State</b>	
Bloomfield	1
Bristol	1
East Hartford	2
Ellington	2
Enfield	5
Hamden	1
Hartford	6
Hebron	2
Manchester	6
Meriden	2
Newington	1
New Britain	1
New Haven	1
Norwalk	1
Somers	1
South Windsor	2
Stafford	2
Suffield	1
Tolland	1
Vernon	6
West Haven	1
Windsor	3
Windsor Locks	4
<i>Total, Public School Systems – In State</i>	<b>53</b>
<b>Public School Systems – Out of State</b>	
Arizona	1
Florida	1
Georgia	3
Kansas	2
Massachusetts	3
South Carolina	1
<i>Total, Public School Systems – Out of State</i>	<b>11</b>
<b>Magnet Schools</b>	
Achievement First Magnet School	1
Maloney Interdistrict Magnet School	3
Metropolitan Learning Center	3
<i>Total, Magnet Schools</i>	<b>7</b>

<b>Private Schools</b>	
Kindercare	1
Hartford Christian Academy	2
School of Cyril & Methodius	1
St. Gabriel's School	1
<i>Total, Private Schools</i>	<b>5</b>
<b>International Schools</b>	
Canada	1
Denmark	1
Germany	1
Iceland	1
<i>Total, International Schools</i>	<b>4</b>
<b>Other</b>	
Manchester Regional Academy	1
New Hope Manor	1
Stepping Stone School	2
Summit School	1
Unified District #1	1
<i>Total, Other</i>	<b>6</b>
<b><i>Total, All Categories</i></b>	<b>86</b>

## Broad Brook Elementary School Student Enrollments

The following students have entered the Broad Brook Elementary school from the districts indicated.

<b>Public School Systems – In State</b>	
East Hartford Public Schools	1
Ellington Public Schools	1
Enfield Public Schools	3
Hartford Public Schools	3
Manchester Public Schools	3
Meriden Public Schools	2
Norwalk Public Schools	1
Somers Public Schools	1
South Windsor Public Schools	1
Stafford Public Schools	2
Vernon Public Schools	4
Windsor Public Schools	2
Windsor Locks Public Schools	2
<i>Total, Public School Systems</i>	<b>26</b>
<b>Public School Systems – Out of State</b>	
Haysville, KS	1
Chicopee, MA	1
<i>Total, Public School Systems – Out of State</i>	<b>2</b>
<b>Magnet Schools</b>	
Achievement First Magnet School	1
Maloney Interdistrict Magnet School	1
<i>Total, Magnet Schools</i>	<b>2</b>
<b>Private Schools</b>	
Kindercare	1
<i>Total, Private Schools</i>	<b>1</b>
<b><i>Total, All Categories</i></b>	<b>31</b>

## East Windsor Middle School Student Enrollments

The following students have entered the East Windsor Middle School from the districts indicated.

<b>Public School Systems – In State</b>	
Bloomfield Public Schools	1
Bristol Public Schools	1
Enfield Public Schools	1
Ellington Public Schools	1
Hartford Public Schools	2
Hebron Public Schools	2
Manchester Public Schools	2
Newington Public Schools	1
Suffield Public Schools	1
Vernon Public Schools	2
West Haven Public Schools	1
Windsor Locks Public Schools	1
<i>Total, Public School Systems – In State</i>	<b>16</b>
<b>Public School Systems – Out of State</b>	
Mesa, AZ	1
Atlanta, GA	1
Springfield, MA	1
Little River, SC	1
<i>Total, Public School Systems – Out of State</i>	<b>4</b>
<b>Magnet Schools</b>	
Maloney Interdistrict Magnet School	2
Metropolitan Learning Center	3
<i>Total, Magnet Schools</i>	<b>5</b>
<b>Private Schools</b>	
St. Gabriel School	1
<i>Total, Private Schools</i>	<b>1</b>
<b>International Students</b>	
Iceland	1
<i>Total, International Students</i>	<b>1</b>
<b><i>Total, All Categories</i></b>	<b>27</b>

## East Windsor High School Student Enrollments

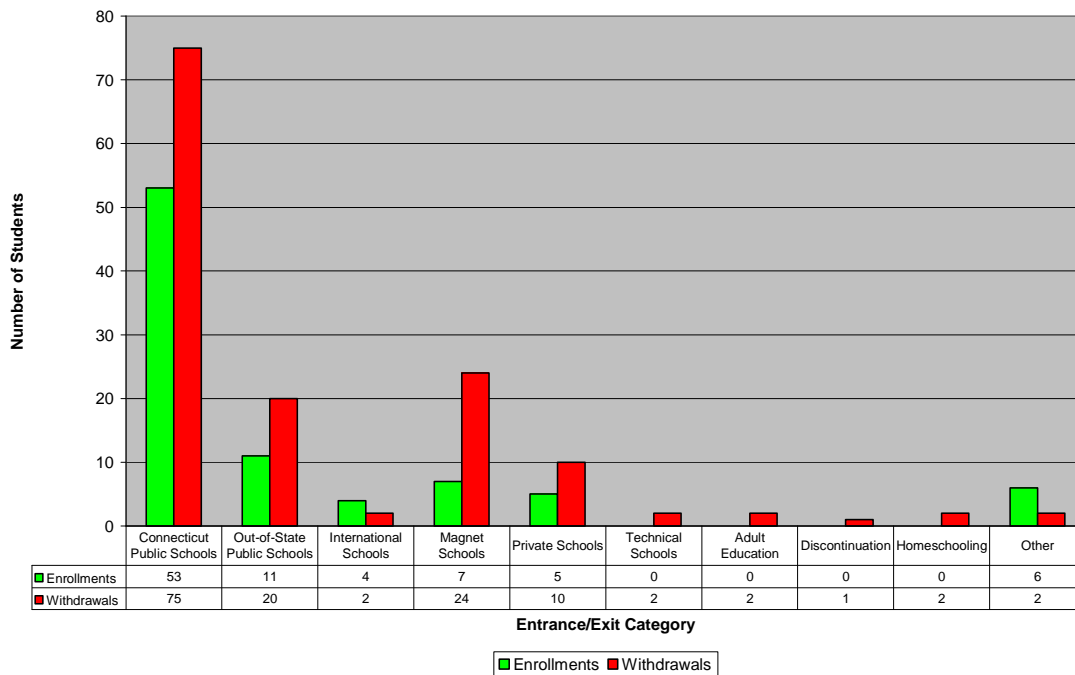
The following students have entered the East Windsor High School from the districts indicated.

<b>Public School Systems – In State</b>	
East Hartford	1
Enfield	1
Hamden	1
Hartford	1
Manchester	1
New Britain	1
New Haven	1
South Windsor	1
Tolland	1
Windsor	1
Windsor Locks	1
<i>Total, Public School Systems – In State</i>	<b>11</b>
<b>Public School Systems – Out of State</b>	
Bradenton, FL	1
Marietta, GA	2
Haysville, KS	1
Springfield, MA	1
<i>Total, Public School Systems – Out of State</i>	<b>5</b>
<b>Private Schools</b>	
School of Cyril and Methodius	1
Hartford Christian Academy	2
<i>Total, Private Schools</i>	<b>3</b>
<b>International Students</b>	
Surrey, BC Canada	1
Dusseldorf, Germany	1
Egaa Havved, Denmark	1
<i>Total, International Students</i>	<b>3</b>
<b>Other</b>	
Manchester Regional Academy	1
New Hope Manor	1
Stepping Stone School	2
Summit School	1
Unified District #1	1
<i>Total, Other</i>	<b>6</b>
<b><i>Total, All Categories</i></b>	<b>28</b>

## Enrollment Summary and Statement of Net Gain/Loss by School

<b>East Windsor Public Schools</b>				
<b>Enrollment Trends</b>				
	BBS	MS	HS	District
CT Public School Enrolling	26	16	11	53
CT Public School Withdrawing	25	30	20	75
Out-of-State Public School Enrolling	2	4	5	11
Out-of-State Public School Withdrawing	10	5	5	20
International Enrolling	0	1	3	4
International Withdrawing	2	0	0	2
Magnet School Enrolling	2	5	0	7
Magnet School Withdrawing	2	20	2	24
Private School Enrolling	1	1	3	5
Private School Withdrawing	1	1	8	10
Technical School Enrolling	N/A	N/A	0	0
Technical School Withdrawing	N/A	N/A	2	2
Adult Education Enrolling	N/A	N/A	0	0
Adult Education Withdrawing	N/A	N/A	2	2
Discontinuing Education Enrolling	N/A	N/A	0	0
Discontinuing Education Withdrawing	N/A	N/A	1	1
Homeschooling Enrolling	0	0	0	0
Homeschooling Withdrawing	0	1	1	2
Other Enrolling	0	0	6	6
Other Withdrawing	0	0	2	2
<b>Total Enrolling</b>	<b>31</b>	<b>27</b>	<b>28</b>	<b>86</b>
<b>Total Withdrawing</b>	<b>40</b>	<b>57</b>	<b>43</b>	<b>140</b>
<b>Total Difference</b>	<b>-9</b>	<b>-30</b>	<b>-15</b>	<b>-54</b>

**East Windsor Schools Districtwide Enrollment and Withdrawals By Category**



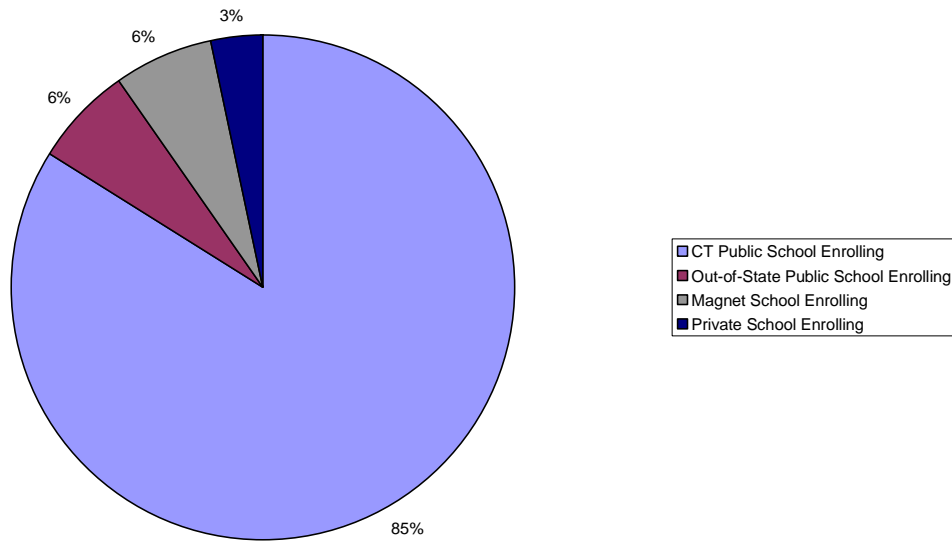
East Windsor’s student enrollment is not sufficient to offset withdrawals, as demonstrated in the above chart.

It should be noted that there are traditionally different rates of replacement within each category. For instance, students in the Connecticut Public Schools and Out-of-State Public Schools categories generally are replaced at the same rate they withdraw, as families move within the state and nation. The same is true of international students. However, magnet school, technical/vocational school and private school students are not replaced at the same rate at which they leave (although private school students are returning at a higher-than-expected rate, perhaps due to the current economic downturn). Students who enter adult education programs or who discontinue their education are the least likely to return, or to be replaced by other students from the same category of disposition.

Withdrawals exceeded enrollments in all categories except for International Schools and Other. These categories together account for a very low percentage of student mobility activity; however, students in these categories tend to need more services (International Schools students generally require ESL/ELL services, and the Other category encompasses students entering our district from special education institutions as well as the Connecticut Unified School Districts run by the state correctional facilities system).

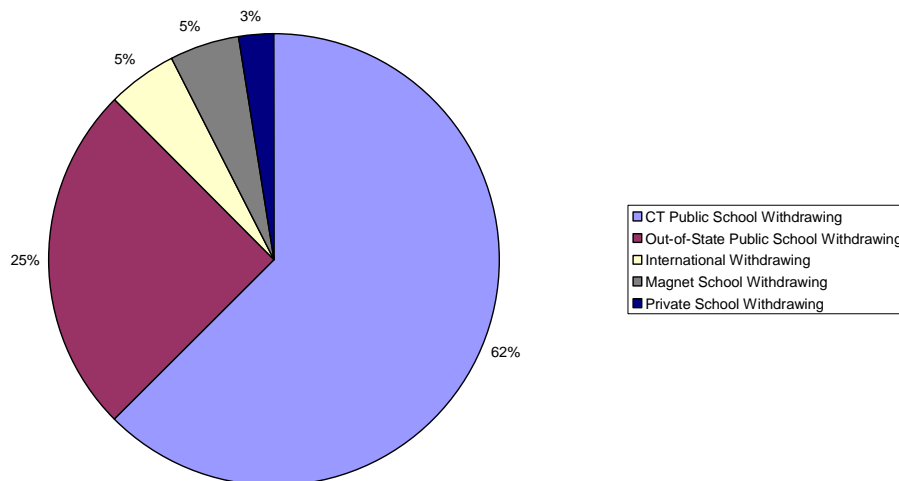
Withdrawals to magnet schools were a particular concern, with students leaving for magnet schools being replaced at a rate of 29%. This is representative of past years’ withdrawals, and if this trend continues, the East Windsor Schools can expect to lose 20 to 40 additional students per year.

**Broad Brook Elementary School New Students**

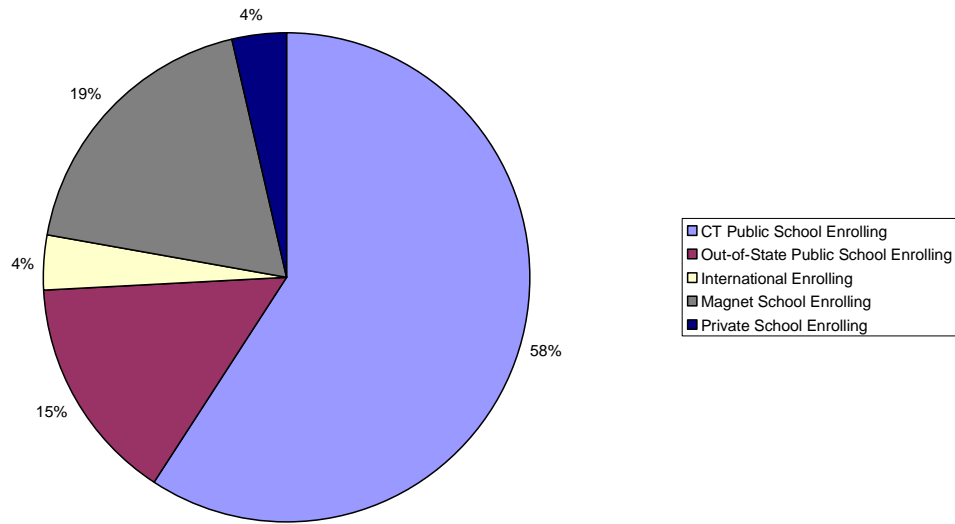


At Broad Brook Elementary School, the percentage of public school enrollees was roughly equal to the percentage of public school withdrawals (although withdrawn students were more likely to have left the state or the country). The percentage of magnet school enrollees and withdrawn students were on par, as were private school enrollees and withdrawals. However, while the percentages were roughly equal, Broad Brook Elementary lost nine students during the time period studied.

**Broad Brook Elementary School Withdrawn Students**

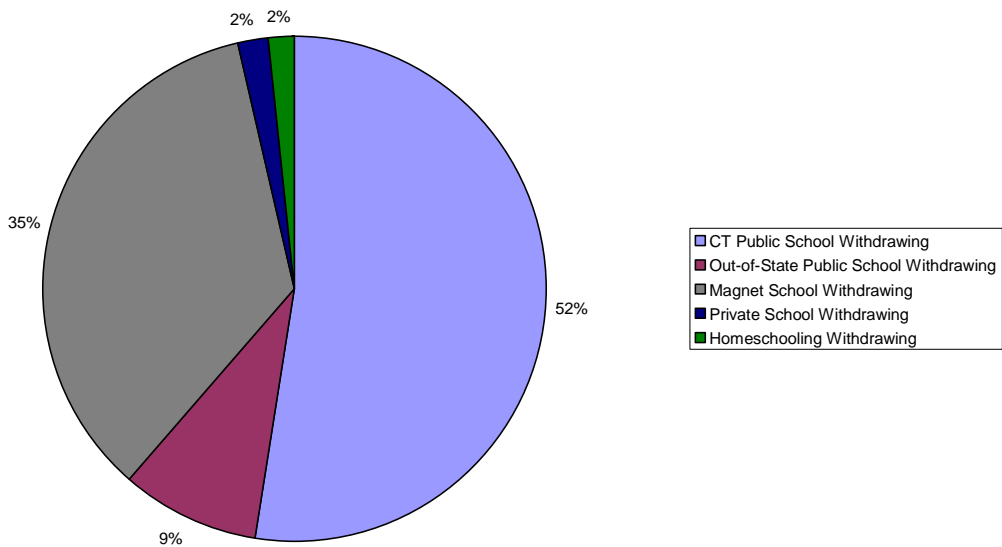


**East Windsor Middle School New Students**

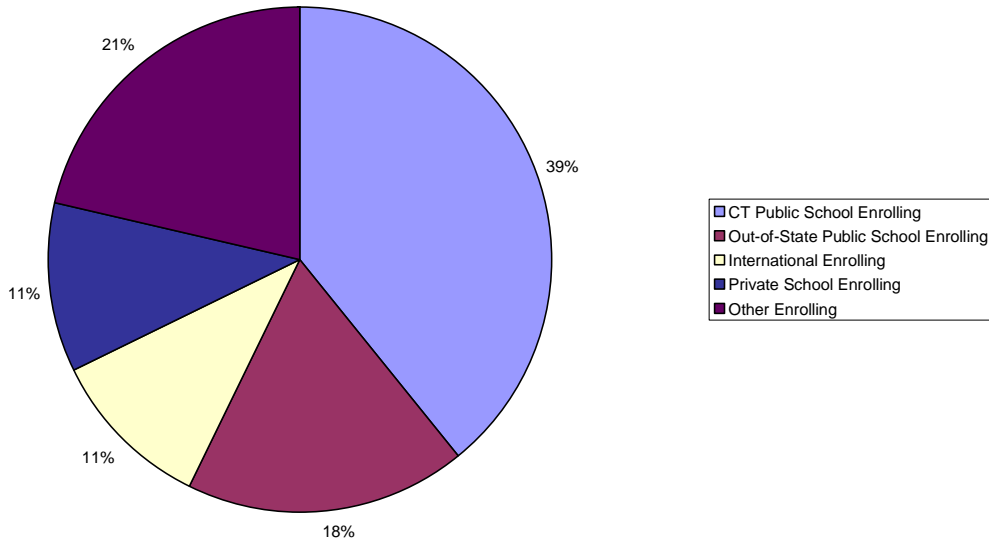


At East Windsor Middle School, there is a significant difference between both the percentage and number of students departing for magnet schools versus those entering from magnets. 35% of withdrawn students left to attend a magnet school, but only 19% of incoming students had previously attended a magnet school. There was also a net decline of 30 students at the middle school during the referenced time period.

**East Windsor Middle School Withdrawn Students**

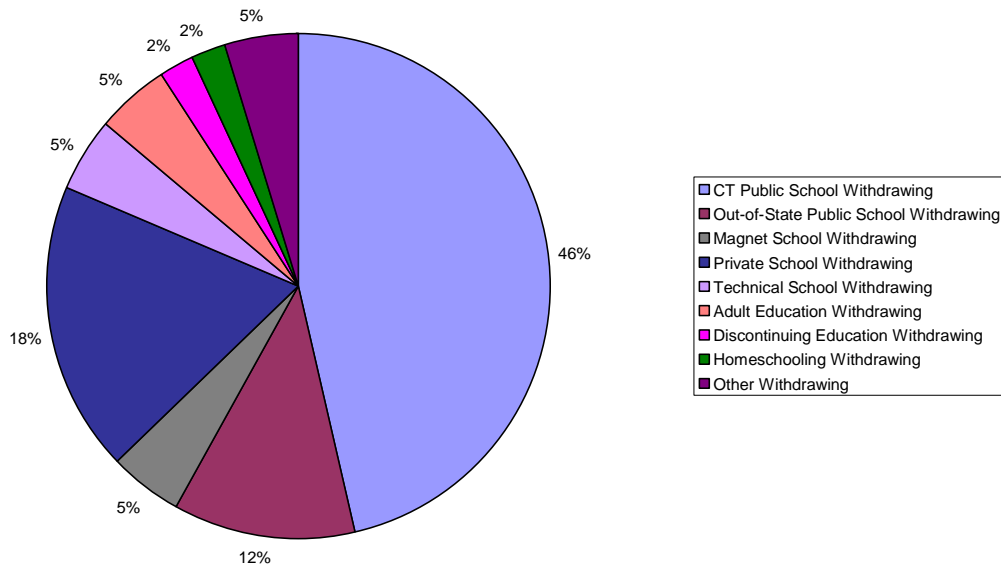


**East Windsor High School New Students**

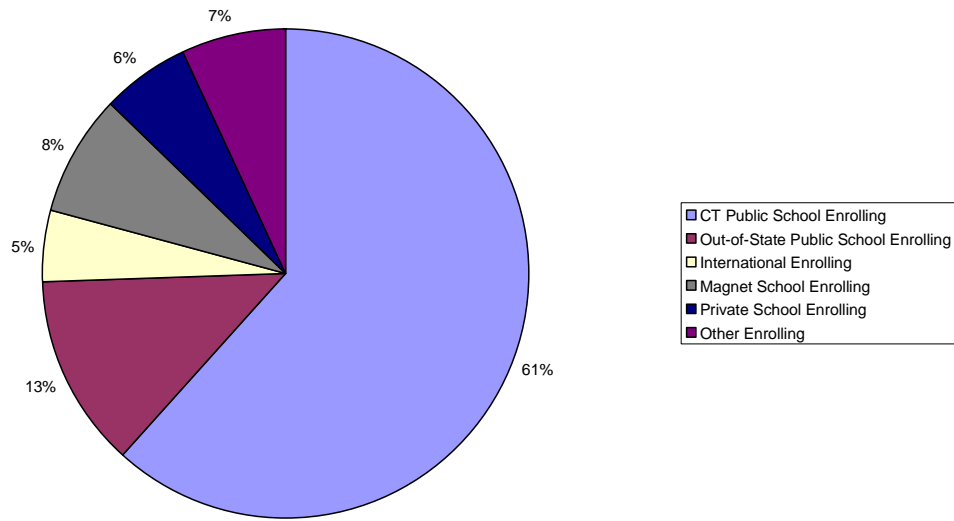


Most new East Windsor High School students had previously attended district-run public schools, although 4% had attended a magnet school previously. Students also entered from private schools and specialized educational institutions. East Windsor High School's exiting students withdrew for a variety of reasons. The percentage of students withdrawn to attend magnet and technical schools was more than double the number of students enrolling from these institutions, and private schools also drew away nearly twice the percentage of students they gave. The net change was a loss of fifteen students.

**East Windsor High School Withdrawn Students**



East Windsor School District New Students



During the time period studied, the districtwide net change was a loss of 54 students. Students left the district primarily for other public schools, whether in-state or out-of-state (and, in some cases, out of the country). Accounting for 70% of withdrawals, these losses were somewhat offset by the enrollment of students from other public schools (in-state, out-of-state, and international) amounting to 80% of new students. On a percentage basis, the greatest student losses came from magnet schools, with twice as many students leaving as coming in (and, on a numerical basis, more than three times as many students withdraw to attend a magnet school as enroll from one).

East Windsor School District Withdrawn Students

